



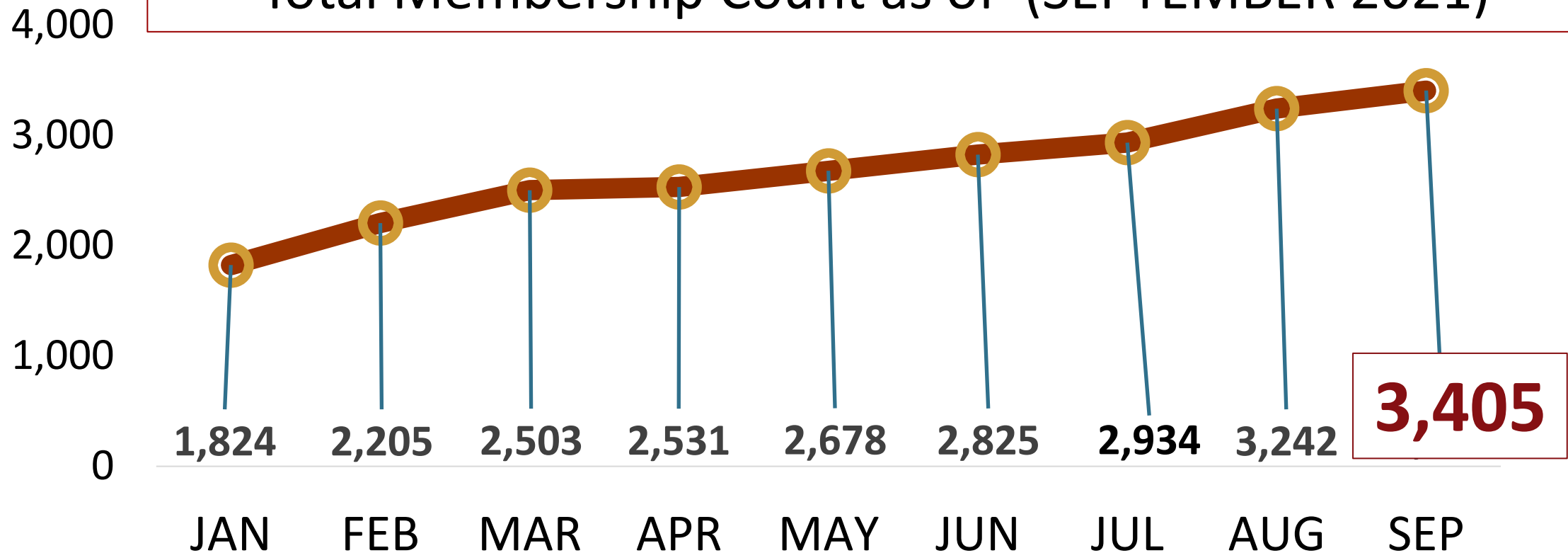
ASALH

ASSOCIATION for the STUDY of  
AFRICAN AMERICAN LIFE and HISTORY® | EST. 1915



# Membership Report 2021

Total Membership Count as of (SEPTEMBER 2021)





ASALH

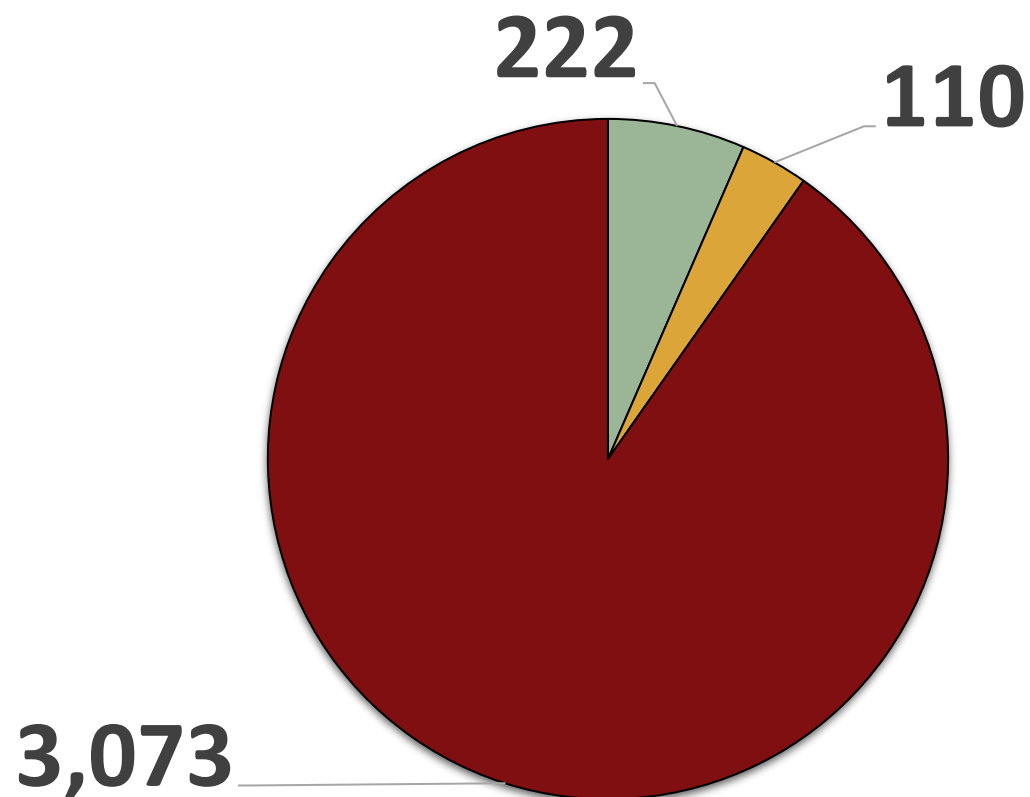
ASSOCIATION *for the STUDY of*  
AFRICAN AMERICAN LIFE *and* HISTORY® | EST. 1915



# Membership Report 2021

## Membership Breakdown (3,405) – SEPTEMBER 2021

- Gratis
- Institutional Members
- Standard Members





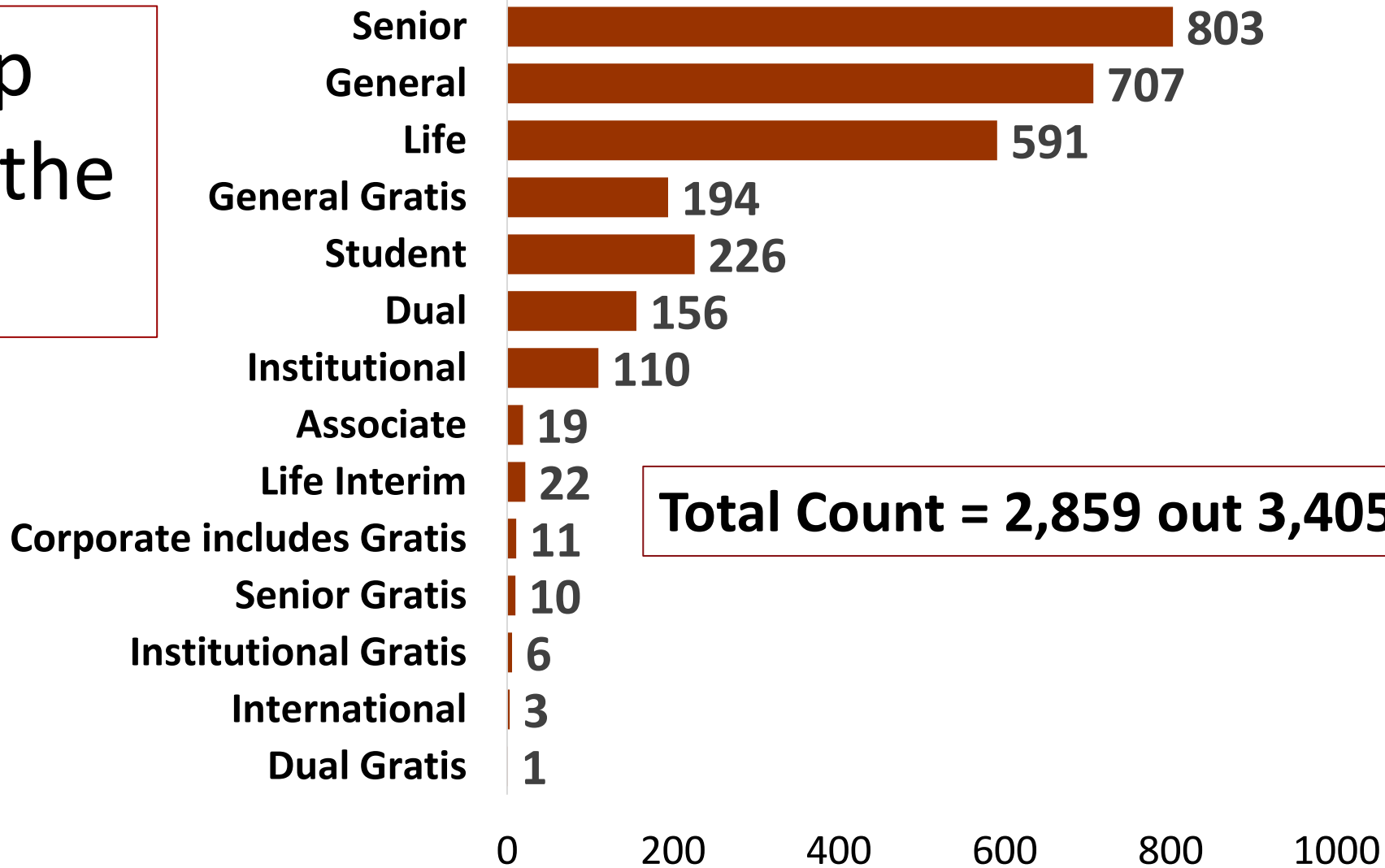
# ASALH

ASSOCIATION for the STUDY of  
AFRICAN AMERICAN LIFE and HISTORY® | EST. 1915



# Membership Report 2021

## Membership Categories by the Numbers





**ASALH**

ASSOCIATION FOR THE STUDY OF  
AFRICAN AMERICAN LIFE AND HISTORY® | EST. 1915



# Membership Report 2021

## Additional Members Receiving Benefits

Institutional (110 x 2) = 220 + Institutional Gratis (6 x 2) = 12



Dual (156 x 1) = 156 + Dual Gratis (1 x 1) = 1



0 100 200 300

**Total Count = 389 (232 +157) out 3,405**



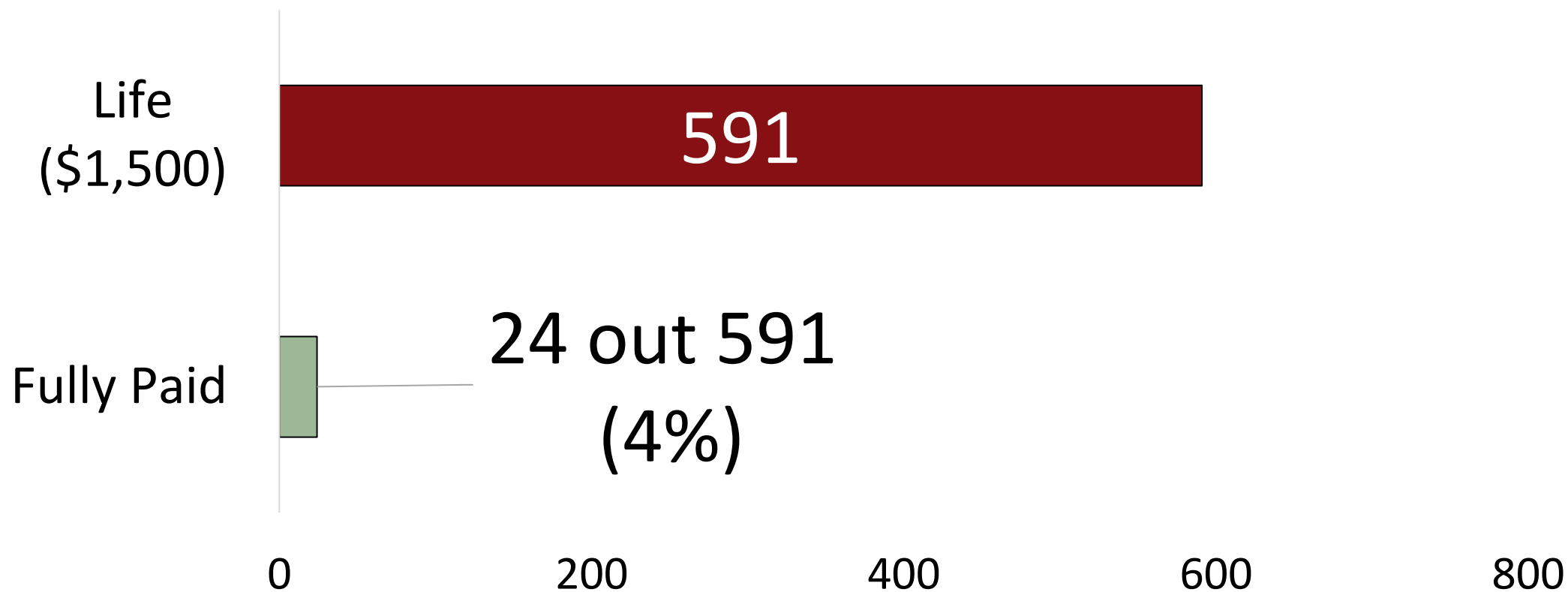
ASALH

ASSOCIATION *for the STUDY of*  
AFRICAN AMERICAN LIFE *and* HISTORY® | EST. 1915



# Membership Report 2021

## Life Members (**591**) as of September 2021





**ASALH**

ASSOCIATION *for the Study of*  
AFRICAN AMERICAN LIFE *and* HISTORY® | EST. 1915



# Membership Report 2021

## Branch Membership

	JAN	FEB	MAR	APR	MAY	JUN	JUL	AUG	SEP
<b>Total Members</b>	<b>1,824</b>	<b>2,205</b>	<b>2,503</b>	<b>2,531</b>	<b>2,678</b>	<b>2,825</b>	<b>2,934</b>	<b>3,245</b>	<b>3,405</b>
<b>Branch Members</b>	<b>947</b>	<b>1,054</b>	<b>1,219</b>	<b>1,289</b>	<b>1,350</b>	<b>1,491</b>	<b>1,496</b>	<b>1,527</b>	<b>1,542</b>
<b>% of Total Membership for the month</b>	<b>52%</b>	<b>48%</b>	<b>49%</b>	<b>51%</b>	<b>50%</b>	<b>53%</b>	<b>51%</b>	<b>47%</b>	<b>45%</b>



# ASALH

ASSOCIATION for the STUDY of  
AFRICAN AMERICAN LIFE and HISTORY® | EST. 1915



# Membership Report 2021

## Institutional Branch Membership

	JAN	FEB	MAR	APR	MAY	JUN	JUL	AUG	SEP
<b>Branch Members</b>	<b>947</b>	<b>1,054</b>	<b>1,219</b>	<b>1,289</b>	<b>1,350</b>	<b>1,491</b>	<b>1,496</b>	<b>1,527</b>	<b>1,542</b>
<b>Institutional Members</b>	<b>63</b>	<b>76</b>	<b>79</b>	<b>87</b>	<b>98</b>	<b>101</b>	<b>102</b>	<b>103</b>	<b>110</b>
<b>Institutional Branch Members</b>	<b>38</b>	<b>42</b>	<b>60</b>	<b>62</b>	<b>66</b>	<b>75</b>	<b>75</b>	<b>78</b>	<b>79</b>



**ASALH**

ASSOCIATION *for the STUDY of*  
AFRICAN AMERICAN LIFE *and* HISTORY® | EST. 1915



# Membership Report 2021

## Membership 2022 Projections

JAN	FEB	MAR	APR	MAY	JUN	JUL	AUG	SEP
2,074	2,455	2,753	2,781	2,928	3,075	3,184	3,492	3,655



**ESTIMATED MEMBERSHIP NUMBERS (Based on average numbers from historical data 2018-2021)**

**\* Will update as actual numbers are received\***





## Membership April thru September (Year over Year)

(Renewals + Membership from Conference Registration)

YEAR	APR	MAY	JUN	JUL	AUG	SEP
2018	1,760	1,368	1,452	2,396	2,674	2,623

YEAR	APR	MAY	JUN	JUL	AUG	SEP
2020	2,029	2,184	2,289	1,645	3,154	2,856

YEAR	APR	MAY	JUN	JUL	AUG	SEP
2019	2,112	2,265	2,540	2,811	3,150	3,026

YEAR	APR	MAY	JUN	JUL	AUG	SEP
2021	2,531	2,678	2,825	2,934	3,242	3,405



# ASALH

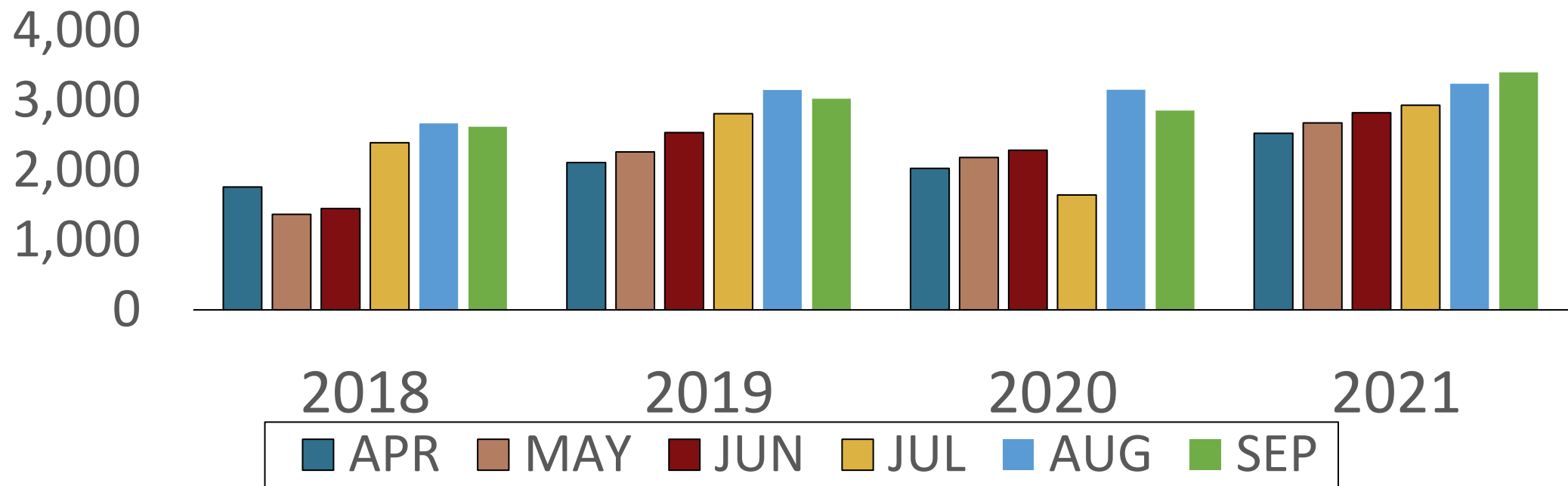
ASSOCIATION for the STUDY of  
AFRICAN AMERICAN LIFE and HISTORY® | EST. 1915



# Membership Report 2021

## Membership April thru September (Year over Year)

(Renewals + Membership from Conference Registration)





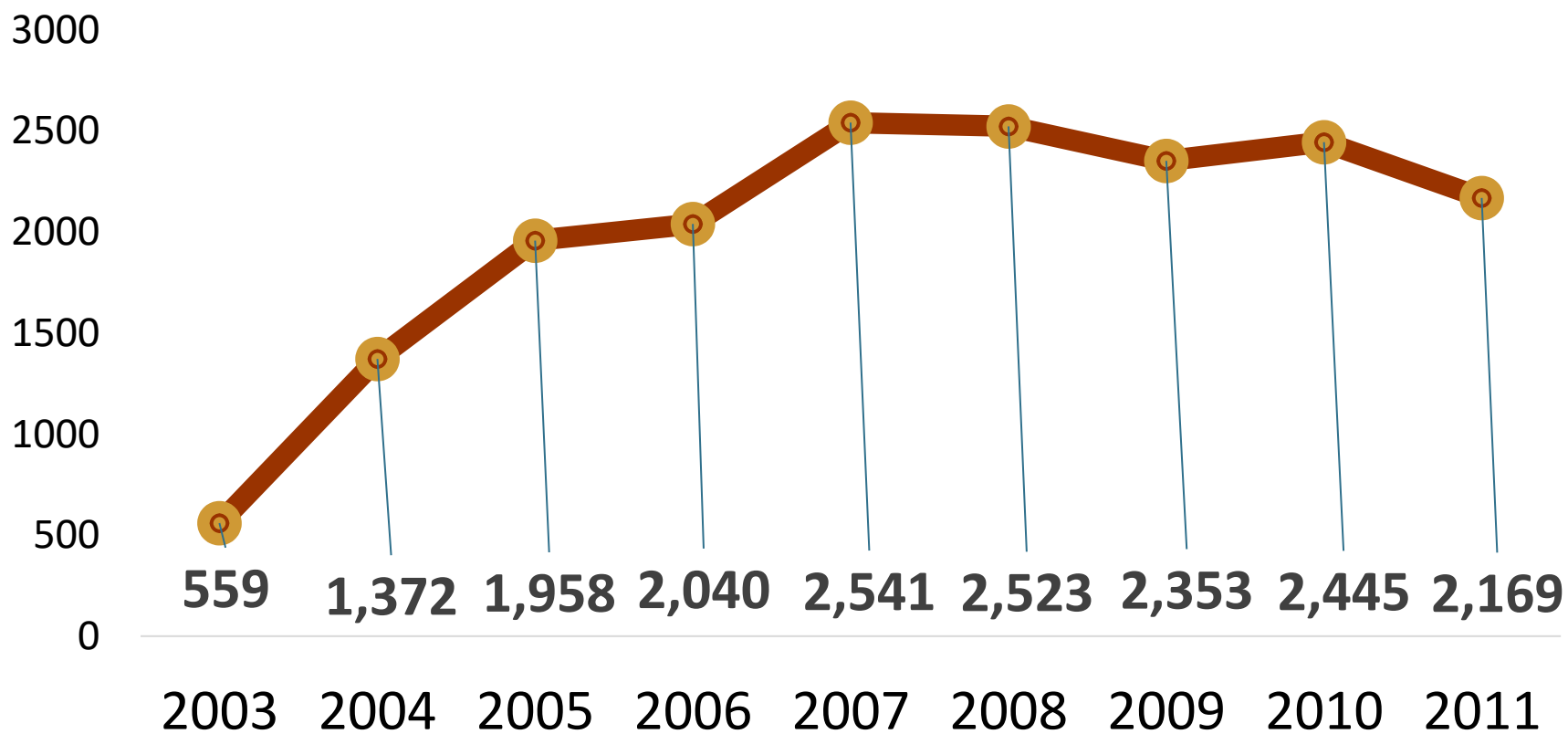
# ASALH

ASSOCIATION FOR THE STUDY OF  
AFRICAN AMERICAN LIFE AND HISTORY® | EST. 1915



# Membership Report 2021

## Membership Count 2003 - 2011





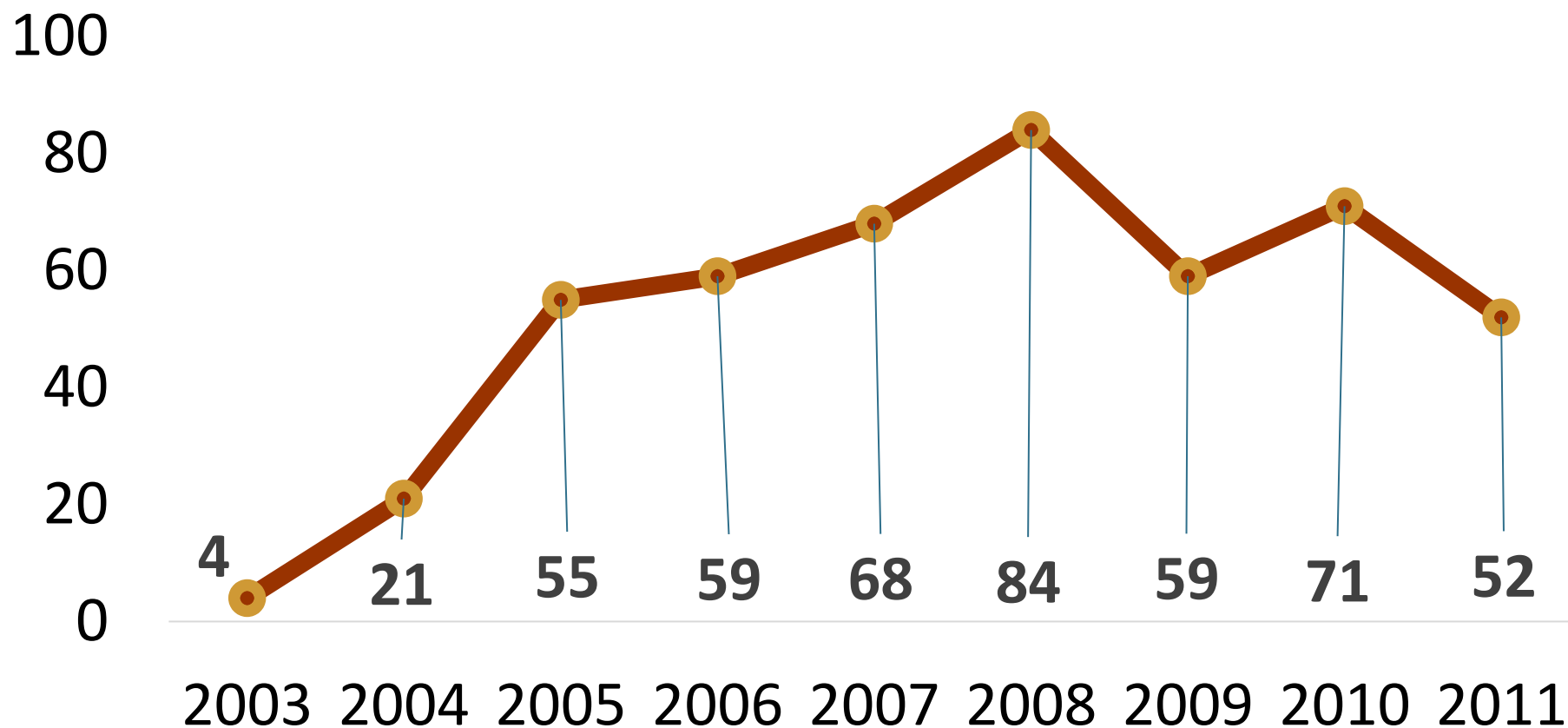
ASALH

ASSOCIATION *for the Study of*  
AFRICAN AMERICAN LIFE *and* HISTORY® | EST. 1915



# Membership Report 2021

## Institutional Membership Growth 2003 - 2011





ASALH

ASSOCIATION *for the Study of*  
AFRICAN AMERICAN LIFE *and* HISTORY® | EST. 1915



# Membership Report 2021

## Special Institutional Membership Campaign

### MARYLAND

### STATE DEPARTMENT OF EDUCATION



Nancy S. Grasmick, Ph.D.  
State Superintendent of Schools

**ASALH WELCOMES  
THE STATE OF MARYLAND  
PUBLIC SCHOOL SYSTEMS  
AS INSTITUTIONAL MEMBERS.**



Sheila Y. Flemming-Hunter, Ph.D.  
ASALH National President

#### STATE REPRESENTATIVE

Woody Grant

Equity Assurance and Compliance Branch

#### LOCAL SCHOOL SYSTEM REPRESENTATIVES

Allegany County  
Mary Louis Jones

Anne Arundel County  
Gina LaManna

Baltimore City  
Judith Smith

Baltimore County  
Cheryl Brooks

Calvert County  
Cheryl Johnson

Caroline County  
Jim Orr

Carroll County  
Peg Kulow

Cecil County  
Agatha N. Langan (Aggie)

Charles County  
Nathaniel Fleet

Dorchester County  
Lawrence D. Patterson

Frederick County  
Ted Luck

Garrett County  
Jim Morris

Harford County  
K. Michael Seymour

Howard County  
Min Kim

Kent County  
Ray Fenner

Montgomery County  
Donna Graves

Prince George's County  
Pamela Harris

Queen Anne's County  
Deborah D. Lawrence

St. Mary's County  
Dr. Mary Bradford

Somerset County  
Douglas Bloodsworth

Talbot County  
Regina Gates

Washington County  
Dr. Gloria Maria Grimsley

Wicomico County  
Judylynn Mitchell

Worcester County  
Wynnette Morris



**ASALH**

ASSOCIATION *for the Study of*  
AFRICAN AMERICAN LIFE *and* HISTORY® | EST. 1915



# Membership Report 2021

## Special School Memberships


**BALTIMORE CITY  
PUBLIC SCHOOLS**

2008

2009

125

83



2008

3