



ASALH

Financial Report Summary

As of December 31, 2022

Revenue

\$2.080M

+20%

Expenses

\$2.026M

+43%

Profit

\$ 54K


-83%

	12/31/21	12/31/22	\$ Change
Cash	\$ 909,953	\$ 845,805	\$ (64,148)
Receivables	114,299	342,018	227,719
Other Assets	23,078	16,664	(6,414)
Total Assets	1,047,330	1,204,487	157,157
Total Liabilities	88,958	191,235	102,277
Total Net Assets	958,372	1,013,252	54,880
Membership Dues	216,795	195,305	(21,490)
Contributions	123,852	76,245	(47,607)
Programs	715,588	920,046	204,458
Grants	675,278	889,314	214,036
Total Revenue	1,731,513	2,080,910	349,397
Management & General	222,194	154,754	(67,440)
Programs	595,140	858,955	263,815
Grants	499,531	840,029	340,498
Development	98,156	172,292	74,136
Total Expenses	1,415,021	2,026,030	611,009
Change in Net Assets	\$ 316,492	\$ 54,880	\$ (261,612)



ASALH


Budget vs Actual Report As of December 31, 2022



100%

Revenue

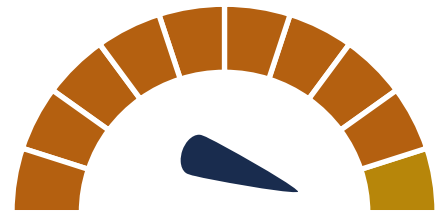
Budget - \$ 1,737,500
Actual - \$ 2,080,910



100%

Expenses

Budget - \$ 1,750,805
Actual - \$ 2,026,030



100%

Net Assets

Budget - \$ (13,305)
Actual - \$ 54,880

	2022 Budget	12/31/22	\$ Change
Membership Dues	\$ 225,000	\$ 195,305	\$ (29,695)
Contributions	130,000	76,245	(53,755)
BHM Festival	164,000	147,375	(16,625)
Publications	185,000	216,881	31,881
Annual Conference	480,500	535,600	55,100
Grant Revenue (Indirect)	50,000	89,191	39,191
Other Income	3,000	20,190	17,190
Grant Income	500,000	800,123	300,123
Total Revenue	1,737,500	2,080,910	343,410
Member Services	163,900	158,272	(5,628)
BHM Festival	126,000	123,387	(2,613)
Publications	162,000	160,744	(1,256)
Annual Conference	449,005	409,724	(39,281)
Management & General	166,700	154,754	(11,946)
Development	181,200	172,292	(8,908)
Other Expenses	2,000	6,828	4,828
Grant Expenses	500,000	840,029	340,029
Total Expenses	1,750,805	2,026,030	275,225
Change in Net Assets	\$ (13,305)	\$ 54,880	\$ 68,185