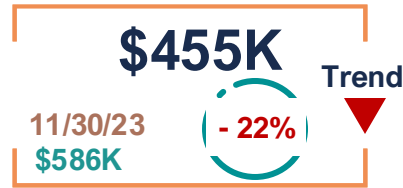
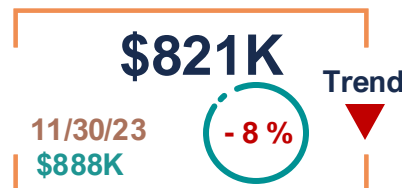


### Budget vs Actual

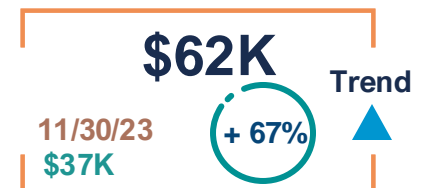
#### Cash



#### Assets



#### Liabilities



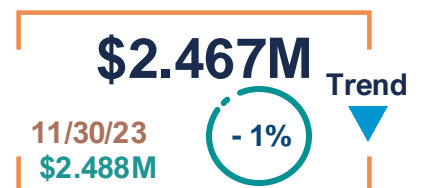
#### Membership



#### Revenue



#### Expenses



	2024 Budget	11/30/24	\$ Change
Membership Dues	\$ 215,000	\$ 197,170	\$ (17,830)
Contributions	105,000	58,214	(46,786)
BHM Luncheon	203,800	191,775	(12,025)
Publications	206,500	167,269	(39,231)
Annual Conference	609,200	547,646	(61,554)
ASALH Store	12,000	19,007	7,007
Freedom Schools	35,000	-	(35,000)
Other Income	7,000	12,973	5,973
Grant Income	946,000	1,153,499	207,499
<b>Total Revenue</b>	<b>2,339,500</b>	<b>2,347,553</b>	<b>8,053</b>
Member Services	170,350	142,950	(27,400)
BHM Luncheon	171,700	185,169	13,469
Publications	171,000	132,461	(38,539)
Annual Conference	478,490	477,000	(1,490)
ASALH Store	5,500	14,718	9,218
Management & General	308,460	280,388	(28,072)
Development	172,000	152,115	(19,885)
Other Expenses	2,000	10,215	8,215
Grant Expenses	860,000	1,072,413	212,413
<b>Total Expenses</b>	<b>2,339,500</b>	<b>2,467,429</b>	<b>127,929</b>
<b>Change in Net Assets</b>	<b>\$ -</b>	<b>\$ (119,876)</b>	<b>\$ (119,876)</b>