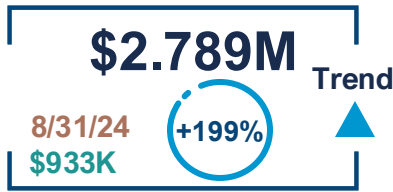


FINANCIAL REPORT SUMMARY

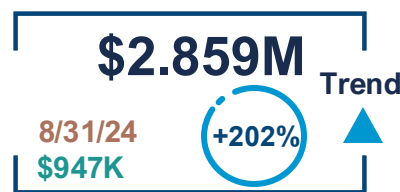
AUGUST 31, 2025

ASALH

CASH



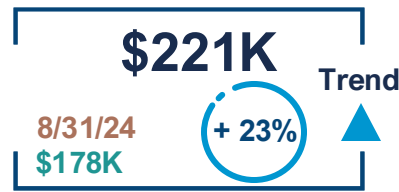
ASSETS



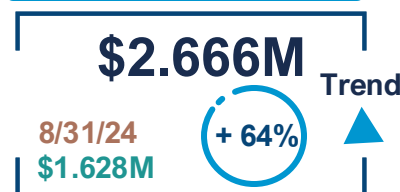
LIABILITIES



MEMBERSHIP



REVENUE



EXPENSES



	8/31/25	2025 Budget	\$ Change	8/31/24	\$ Change
Membership Dues	\$ 221,002	\$ 240,000	\$ (18,998)	\$ 178,950	\$ 42,052
Contributions	116,360	105,000	11,360	50,536	65,824
BHM Luncheon	162,976	228,000	(65,024)	176,775	(13,799)
Publications	120,330	201,500	(81,170)	103,735	16,595
Annual Conference	484,842	689,500	(204,658)	363,499	121,343
ASALH Store	12,053	21,000	(8,947)	13,129	(1,076)
Other Income	23,426	12,000	11,426	4,782	18,644
Grant Income	1,525,102	1,260,000	265,102	736,778	788,324
Total Revenue	2,666,091	2,757,000	(90,909)	1,628,184	1,037,907
Member Services	105,259	207,193	(101,934)	91,611	13,648
BHM Luncheon	139,673	144,663	(4,990)	185,169	(45,496)
Publications	88,914	167,276	(78,362)	98,344	(9,430)
Annual Conference	206,829	540,954	(334,125)	210,099	(3,270)
ASALH Store	14,418	18,000	(3,582)	11,104	3,314
Management & General	178,092	302,266	(124,174)	210,931	(32,839)
Development	173,909	232,648	(58,739)	112,614	61,295
Other Expenses	13,276	10,000	3,276	9,181	4,095
Grant Expenses	1,275,542	1,134,000	141,542	674,988	600,554
Total Expenses	2,195,912	2,757,000	(561,088)	1,604,041	591,871
Change in Net Assets	\$ 470,179	\$ -	\$ 470,179	\$ 24,143	\$ 446,036